


STYLE No : 82 / PTFE & ARAMID COMBINATION PACKING

Construction:	Combination packing made of a high grade PTFE yarn with aramide corners.
Applications:	A non toxic and dimensionally stable packing suitable for corrosive chemicals and abrasive media. This packing is also used as an Anti-extrusion rings as it can withstand high pressure in rotary as well as reciprocating applications. Widely used in food and pharma industries, dairies, refineries, fertilizer plants, etc.
Technical Parameters:	Temperature: - 200°C to +260°C pH Range: 2 - 12 Pressure: 180 Kg/Cm ² Shaft Speed: 12 Meters / Second



RECOMMENDED SERVICE MEDIAS

Water	✓	Acidic Gas	✗	Concentrated Alkalis		Mineral Oil & Grease	✓
Steam	✓	Volatile Hydrocarbon	✗	Solvents	✓	Paint Varnish	
Hydrogen	✗	Neutral Solutions	✓	Amines & Nitrates	✓	Bitumen	✓
Oxygen		Concentrated Acids		Synthetic oils	✓	Abrasive media	✓
✓		Recommended	✗			Limited Recommendable	

For More Details, Please Contact:

PETRORAYS PRODUCTS CO

Think Polymers..... Think Petroraays

126/128, Nagdevi Street, 3rd Floor, Masjid Bunder (W), Mumbai - 400003. India

Tel: +91 (022) 6634 9695 | 2340 3706 | 2346 3492 | (M) +91 98676 25101 | 93222 25101

Email: info@petrorays.com | www.petroraays.com

Teflon[®] | Nylon | Derlin[®] | Poly-Urethane | Poly-Propylene | PEEK[®] | UHMW-PE

All Trademarks used are properties of there respective owners.

All technical information & recommendations given are based on our experiences. However we do not undertake any legal responsibilities for the same. The customer is advised to check information data & results. Since the performance of a packings can be judged only through evaluating on site.

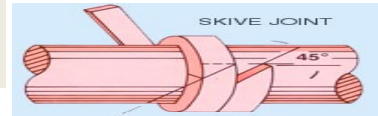


INSTALLATIONS INSTRUCTIONS FOR PACKINGS

1 When rings are to be formed from continuous length of packing, spirally wrap the packing around a rod of diameter equivalent to the valve spindle. Cut the required number of rings to fill the packing space, with a sharp knife to obtain good butt joints.

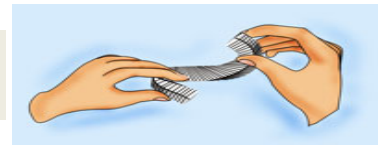
2 Remove all old packing carefully.

3 Clean properly all the surfaces that will be in constant contact with the packing and if possible apply lubricant. Check gland and neck bushes and spindle or shaft surface for wear and repair if necessary.



4 Place the first ring around the spindle or shaft by opening to an "s" configuration to ensure that the ring is not damaged.

5 First partially enter both ends of the first ring simultaneously into the stuffing box and then insert the remaining part of the rings. After that firmly push it to the bottom of the stuffing box. Assist with split sleeve



6 Similarly insert other rings and ensure that the joints are at 90°. N.B: rings must be fitted individually and not as a set

FOR PUMPS APPLICATIONS

1 When all the rings have been fitted to fill the stuffing box, fit the gland follower and tighten the gland nuts to level the gland spigot. Tighten up to finger tightness only, then turn nut by one or two thread, loose it back & again tighten up to finger tightness again. (when storage is anticipated the gland should be left slack.) **DO NOT OVERTIGHTEN.**

2 Run pump up to operating speed for 10 to 15 minutes. If there is no leakage, stop pump, and loosen gland further. Repeat until leakage occurs. The controlled leakage, essential for lubrications purpose, can then be obtained by running the pump and evenly tightening the gland nut in increments of two threads until approximately one drop every few seconds is obtained. Approximately 15 minutes should be left between successive adjustments.

FOR VALVES

1 When all the rings have been fitted to fill the stuffing box, fit the gland follower and tighten the gland nuts to level the gland spigot. Tighten evenly until spindle has been tightly gripped then ease off the gland nuts so that the spindle will just turn. The system pressure can now be introduced.

2 After a few hours service it is advisable to check the gland adjustment for any looseness that may have taken place due to initial setting in.

For More Details, Please Contact:

PETRORAYS PRODUCTS CO

Think Polymers..... Think Petrорays

126/128, Nagdevi Street, 3rd Floor, Masjid Bunder (W), Mumbai - 400003. India

Tel: +91 (022) 6634 9695 | 2340 3706 | 2346 3492 | (M) +91 98676 25101 | 93222 25101

Email: info@petrorays.com | www.petrorays.com